



# SCHOTT MEMpax® – (Ultra-)Thin borosilicate glass with low CTE



## Product Information

The borosilicate glass MEMpax® is manufactured with SCHOTT's unique Down-Draw production process. Therefore, it offers pristine surfaces and thicknesses. The coefficient of linear thermal expansion (CTE) of MEMpax® corresponds with that of a silicon wafer, therefore this glass is perfectly suited for use in anodic bonding processes. Its low autofluorescence, combined with its pristine surface quality, flatness and homogeneity, opens up numerous application possibilities for MEMpax® in electronics and biotechnology. The low absorption and dielectric properties measured up to 77 GHz makes MEMpax® suitable for ultra-high frequency applications. Thanks to its low alkaline content, MEMpax® acts as a high-quality insulator. For this reason, it is an extremely appropriate material for applications that require nonconductive characteristics at high temperatures (up to 450 °C).

## MEMpax® in Semiconductors



### Applications


- Pressure Sensors\* / MEMS
- GHz substrates
- Carrier Wafer

### MEMpax® Benefits

- Various available thicknesses for high design flexibility
- Pristine surfaces on both sides without “tin side” eliminates need for polishing
- Low autofluorescence for best results in optical diagnostics
- Excellent surface quality supporting SEMI architecture handling requirements
- High mechanical strength for MEMS packaging
- Well suited for anodic and other bonding methods in wafer level packaging and processing
- Silicon-matched coefficient of thermal expansion supports glass-to-silicon packaging and bonding
- High (UV-) transmission enables faster adhesive debonding
- High thermal and chemical resistance allows wide range of applications

\* more information about MEMpax® for pressure sensors – see separate product flyer

## MEMpax® in Biotechnology



### Applications

- Lab On A Chip
- Microfluidics
- Biochip substrates

# SCHOTT MEMpax<sup>®</sup> – (Ultra-)Thin borosilicate glass with low CTE

Technical Data of SCHOTT MEMpax <sup>®</sup>	
Dimensions	2" to 12", round or rectangular
Surface roughness R <sub>a</sub>	< 0.5 nm
Thicknesses*	0.07 mm to 0.55 mm
Standard thicknesses*	0.2 mm, 0.3 mm, 0.4 mm, 0.5 mm
Luminous transmittance τ <sub>VD65</sub> (thickness = 0.5 mm)	92.9%
Coefficient of mean linear thermal expansion α (20 °C; 300 °C) (statistic measurement)	3.3 x 10 <sup>-6</sup> /K
Transformation temperature T <sub>g</sub>	532 °C
Dielectric constant ε <sub>r</sub> at 1 MHz	4.6
Refractive index n <sub>D</sub> (as drawn)	1.4714
TTV	< 10 μm**
Warp	< 250 μm**
Density ρ (annealed at 40 °C)	2.22 g/cm <sup>3</sup>

\* other thicknesses available upon request

\*\* other specifications on request

Dielectric properties of SCHOTT MEMpax <sup>®</sup>		
Dielectric constant ε <sub>r</sub>	at 1 GHz <sup>a)</sup>	4.4
	at 2 GHz <sup>a)</sup>	4.5
	at 5 GHz <sup>a)</sup>	4.4
	at 24 GHz <sup>b)</sup>	4.4 <sup>c)</sup>
	at 77 GHz <sup>b)</sup>	4.4 <sup>c)</sup>
Dissipation factor tan(δ)	at 1 GHz <sup>a)</sup>	57 · 10 <sup>-4</sup>
	at 2 GHz <sup>a)</sup>	64 · 10 <sup>-4</sup>
	at 5 GHz <sup>a)</sup>	73 · 10 <sup>-4</sup>
	at 24 GHz <sup>b)</sup>	100 · 10 <sup>-4 c)</sup>
	at 77 GHz <sup>b)</sup>	150 · 10 <sup>-4 c)</sup>
Specific electrical volume resistivity ρ <sub>D</sub> at 50 Hz	ρ <sub>D</sub> at θ = 250 °C in Ω · cm	1.18 · 10 <sup>8</sup>
	ρ <sub>D</sub> at θ = 350 °C in Ω · cm	4.24 · 10 <sup>6</sup>

<sup>a)</sup> measured using split post dielectric resonators (SPDR)

<sup>b)</sup> obtained using a hemispherical open resonator technique

<sup>c)</sup> preliminary data. All data subject to chance

Version | January 2021 | SCHOTT reserves the right to make specification changes in this product flyer without notice.

SCHOTT AG  
Hattenbergstrasse 10  
55122 Mainz, Germany  
Phone +49 (0)6131/66-3589  
info.special-glass-wafer@schott.com

www.schott.com

**SCHOTT**  
glass made of ideas