



# SCHOTT® Small Diameter Image Guides

Leached Fiber Bundles (LFB)



Example of PureView image guide view.

## Product and Performance Characteristics

When remote images and hard-to-access locations need to be seen, SCHOTT Flexible Imaging Bundles provide a unique solution. Small Diameter Image Guides, which are also called Leached Fiber Bundles (LFB), are widely used in the medical, veterinary and industrial fields. These high-resolution image guides are supplied to original equipment manufacturers of endoscopes, as well as repair companies.

Our Small Diameter Image Guides are produced by a unique process which includes multiple draws of a high index core glass with a lower index clad glass and an acid-soluble jacket glass. The resulting glass rods are then chemically leached to create a flexible coherent image bundle. These bundles are then covered with sheathing, polished and inspected to ensure high quality Image Guides are generated.

SCHOTT's collaborative design process for Image Guides allows for customized options such as higher resolution, or end surface coatings, depending on the needs of each customer's application. We offer the widest variety of options in the industry.

## Your Advantages

- Diameters ranging from 0.4-1.65 mm.
- Fiber counts from 4-18k, depending on the diameter.
- A proprietary protective coating is available for the proximal end.

Our engineered improvements include:

- A 0.53 mm PureView image guide
- A new and improved sheathing
- A superior Image quality with zero optical inclusions in the center zone
- A more robust and flexible bundle

## Characteristics

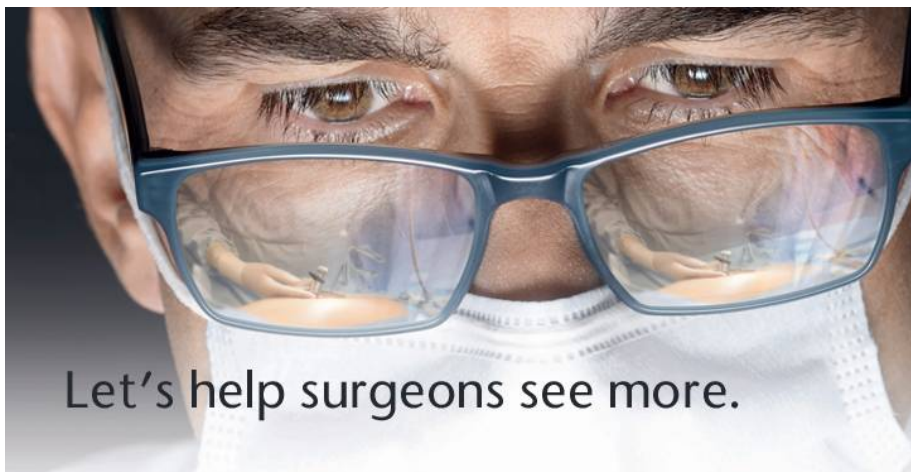
With thin-walled sheathings and durable stainless steel end ferrules, these image guides are exceptionally reliable and lightweight

**SCHOTT**  
glass made of ideas

## Bundle Specifications

OD Outer Diameter (mm)	Length (mm)	Quality Area Diameter (mm)	Pixel Count (k)	Distal Ferrule Diameter (mm)	Proximal Ferrule Diameter (mm)
0.45 PureView	1000	0.38	4.0	0.55 x 4.40	0.64 x 11.80
0.45 UltraView	1000	0.38	7.5	0.55 x 4.40	0.64 x 11.80
0.53 PureView	1050	0.45	5.6	0.65 x 4.50	1.00 x 12.00
0.53	1000 & 1050	0.45	5.6	0.65 x 4.50 available with or without	1.00 x 12.00
0.57	535 – 1000	0.45	4.5	0.77 x 5.00 available with or without	1.05 x 15.00
0.70	535 – 1000	0.58	8.2	0.83 x 5.00 available with or without	0.94 x 12.00
1.00	670 – 1000	0.80	13.5	1.27 x 5.10 1.16 x 5.00	2.03 x 13.50 1.60 x 10.00
1.05	760	0.90	18	1.22 x 5.60	1.22 x 12.80
1.10	485 – 895	0.90	18	1.27 x 4.00	1.45 x 13.50 2.03 x 13.50
1.2	520 - 880	1.05	18	1.38 x 4.00	1.60 x 10.00
1.3	545	1.15	18	1.42 x 5.00	1.42 x 14.00
1.65	1350	1.45	18	2.19 x 7.8	2.46 x 15.00

**NOTE:** Low temperature sterilization ~55°C (Sterrad, ETO, Peroxide) is recommended. Not suitable for high temperature sterilization, such as dry heat or autoclave.



Let's help surgeons see more.

All specifications are subject to change without prior notice.  
This datasheet of any extracts thereof may only be used in other publications with express permission of SCHOTT.  
© SCHOTT AG

Lighting and Imaging  
**SCHOTT AG**  
Hattenbergstrasse 10  
55122 Mainz  
Germany  
Phone: +49 (0) 6131/66 7833  
Fax: +49 (0) 6131/66 7850  
lightingimaging@schott.com  
www.schott.com/lihtinimaging

