

# Congratulations on your new fireplace with a SCHOTT ROBAX® fire-viewing panel!


Cleaning instructions for your coated  
SCHOTT ROBAX® panel



**SCHOTT**  
**ROBAX®**

To preserve the beautiful view of the fire and benefit from its technical features for a long time it is important to clean your SCHOTT ROBAX® fire-viewing panels properly by taking special care of the different coatings. **Here are some tips on how to do it.**

Discover the benefits of the different coatings of SCHOTT ROBAX® panels.



### **SCHOTT ROBAX® TrueView**

The anti-reflective coating helps to avoid reflections from the area surrounding the fireplace and, thus, facilitates the best possible view of the heart of the fireplace.




### **SCHOTT ROBAX® Mirror**

When no fire is burning, the reflective panel prevents the inside of the fireplace from being viewed. When a fire is burning, however, viewing is excellent.



### **SCHOTT ROBAX® IR Max**

Heat reflection for better energy efficiency – ROBAX® IR Max reflects a higher infrared radiation back into the combustion chamber than uncoated ROBAX® fire-viewing panels.



### **SCHOTT ROBAX® IR SuperMax**

ROBAX® IR SuperMax is at the forefront of heat-reflective coatings developed by SCHOTT ROBAX® and completes the Smart Heat portfolio.

# Cleaning Tip 1

SCHOTT ROBAX® fire-viewing panels can have a special coating and therefore they need special care.



**SCHOTT ROBAX® TrueView**

Coating on outside and inside



**SCHOTT ROBAX® IR Max**

Coating on outside



**SCHOTT ROBAX® IR SuperMax**

Coating on outside




**SCHOTT ROBAX® Mirror**

Coating on outside

## Cleaning Tip 2

The fireplace and the SCHOTT ROBAX® fire-viewing panel must be completely cooled before the surface can be cleaned.



## Cleaning Tip 3

Clean the outside of the SCHOTT ROBAX® panel with a soft cloth **only**. Do **not** use scouring pads, abrasive cleaners or scouring agents as they may damage the surface of the glass-ceramic panel.

For the inside, the SCHOTT ROBAX® Dry Wiper is the most appropriate cleaning device.



(In case of ROBAX® TrueView please clean both sides with a soft cloth only.)

For a quick and easy cleaning of the uncoated surface of your SCHOTT ROBAX® fire-viewing panel:

## **SCHOTT ROBAX® Dry Wiper**

[www.schott.com/robax](http://www.schott.com/robax)





**SCHOTT AG**

Hattenbergstrasse 10

55122 Mainz

Germany

Phone +49 (0)6131/66-25431

[info.robax@schott.com](mailto:info.robax@schott.com)

[schott.com/robax](http://schott.com/robax)